

# The Pie Card

Volume 60, April 2026, Number 4

Division 8, Mid Central Region, National Model Railroad Association

NMRA

Division 8

MID CENTRAL REGION



## FROM THE SUPERINTENDENT'S DESK

By Ron Ellison

I was recently doing a deep dive into Division 8 history. Where did I go? The Smithsonian? The National Archives? Library of Congress? Nope, none of those – I went to *The Pie Card*. *The Pie Card* has been nurtured along by our own Bob Dawson as the primary source of information for Division 8 members. And as an archive of Division 8 history. Don't forget that 2026 is the 60th anniversary of Division 8! And, if you've forgotten, Bob has been *The Pie Card* editor since 2004. Twenty-two years and counting.

Way before we emailed everything, members received *The Pie Card* in their mailboxes – yeah, the one out at the street. And members saved their copies so they could look up things. Because it was all there in *The Pie Card*.

In December 2010, the month before *The Pie Card* “went electronic”, Bob wrote an article about some of the history of our newsletter.

Here's an excerpt:

Since we are turning over a new leaf I took a look backward. The masthead of a current issue says we are in Volume 49. This would lead you to believe that we are moving into our 50th year of publication in 2011. This ain't necessarily so. According to Col. Johnnie Reid our first superintendent, the Division was not formed until 1966. So, Volume 49 looks like a bogus number. OK, what is correct? Thanks to Charlie Keeling your editor has been able to pull together some past issues. For the first several years no volume number was given. Alan Bates was the editor. Alan resigned with the September 1973 issue. This was the first issue I have seen with a volume number – Volume XI. This number would put the first issue of *The Pie Card* as 1962, four years before the Division was founded. Building on this series the numbers progressed for the next several years. In 1991 Art Goreham took over as editor. Art must have realized the error; he reset the 1991 volume as “XXV.” This put us to 1966 for the first issue. This made sense, but by 2002 the volume number had been reset again. This time, 2002 was volume 41. What?? Now we moved the first issue date back to 1961. This is the date that has been perpetuated to this day. Unless I hear some proof to the contrary, beginning with the January 2011 issue I am resetting the volume number back to 45. – Bob Dawson.

No one apparently challenged Bob's decision. Because if you look at the top of this issue of *The Pie Card*, 15 years later, we are at volume 60.

I never paid any attention to the volume numbers on *The Pie Card*. I just looked at the date. But I've always wondered about the weird numbers on the Timetable. Now I understand why the Timetable for April 2026 is #60-4. So I learned something and I hope you did too.

---

We have a few things on the horizon. May 9th is the second La Grange Rail Fest. Division 8 will be hosting some layouts at City Place Pavilion 1. See the ad later in this edition of *The Pie Card* and watch for more details. Then in early June, the Mid Central Region Convention Whistle-Stop Dayton. On July 18th, the Division 8 Picnic at the Salem Depot. And in late July the National Convention in Chattanooga. All the dates and more are in the Timetable which you can find online here - [Division 8 Timetable 60](#)

## TIME TABLE

**Apr 18**, Sat 2PM, Div 8 Hybrid meeting, Jeffersontown Library and Zoom.

**May 9**, Sat 9AM-5PM, LaGrange, KY Railfest.

**May 16**, Sat 2PM, Div 8 Hybrid meeting, Jeffersontown Library and Zoom.

**Jun 4-7**, Mid Central Region Convention, Dayton, OH.

**Jun 20**, Sat 2PM, Div 8 Hybrid meeting, Jeffersontown Library and Zoom.

**July 18**, Sat, Div 8 Picnic, 11:30AM Meet & Greet, 12:00 Lunch.

## APRIL 2026 CHARLIE KEELING HYBRID MODEL CONTEST

By Barry Christensen, Contest Chairman

April	Passenger cars
May	Cabooses
June	Open loads
July	NO CONTEST
August	MOW equipment
September	Photos (model) and photos (prototype)
October	Steam locomotives
November	Displays (no size limit)
December	Highway vehicles
January	Freight cars
February	Non-steam motive power
March	Structures

For March, Division 8's Charlie Keeling Hybrid Model Contest topic was structures. There were twelve entries, the most in a dozen years of contests, spanning a wide variety of structure types.

Honorable mention goes to Bob Frankrone for roundhouse and turntable, John Gillespie for diner, Al Goodman for structure with fire and smoke, Duke Green for CNR Fort Rouge 300 ton coal dock, Randy Griggs for concrete cylindrical grain silo, Scott Griggs for scratch built S scale deck truss bridge, Craig Hatter for Penn Central yard office, John Helton for Sammy's, and Russ Weis for Batavia Freight House.

Third place goes to Rudy Licandro for K&I Model Railroad Club Union Station. Second place goes to Steve Lasher for 1<sup>st</sup> National Bank Brignac Building. First place goes to Ed Brennan for freight forwarder shed. Congratulations to our modelers for their outstanding craftsmanship!

The revised point totals are now: Ed Brennan with 21, Bob Frankrone with 19, Steve Lasher with 15, Craig Hatter with 12, Randy Griggs with 11, Russ Weis with 8, Rudy Licandro with 6, Al Goodman, Scott Griggs, and John Helton with 5 each, John Gillespie, Bob Kuchler, and Fred Soward with 3 each, Chris Broughton with 2, and Sean Britt, Ethan Davis, Duke Green, and Eric Waggoner with 1 each.

The April Contest is **PASSENGER CARS**

We will send out a reminder but below are some of the Contest timeline dates for April:

- April 4th - First day to submit entries
- April 11th - Last day to submit entries
- April 16th - Members will receive the Contest Ballot

(continued to column 2)



## APRIL MEETING INFORMATION

The April Division 8 meeting is 2 PM Saturday April 18, 2026, at the Jeffersontown Library, 10635 Watterson Trail, Louisville, KY 40299. Bob Frankrone is presenting "Open Loads Revisited." To maintain the security of the meeting, the Zoom connection information will be sent directly to members by email about a week prior to the meeting and will not be published online.

## CONTEST (continued from column 1)

- April 16th & 17th - Voting in the Contest Ballot ends @ 10:00 PM on the 17th
- April 18th - Winners announced at the meeting - 1st, 2nd and 3rd
- May 2nd - First day to submit May contest entries **CABOOSES**

If you need more information, go here - <http://div8-mcr-nmra.org/site/html/contest.html> .

To enter the April Contest, use the **Contest Entry Form** on the Division 8 website here → [Contest](#) and just follow the simple instructions included in the form. Entering the Contest has never been easier.

Contest dates will also be listed in the Groups.io Calendar. And as always if you have questions, comments, or need help, email [division8.mcr.nmra@gmail.com](mailto:division8.mcr.nmra@gmail.com)

We will publish the Contest timeline dates each month in **The Pie Card**.

See contest photos beginning on page 3.

## MEMBER WELFARE

By Mike Berry Member Welfare Chairman

This month we lost long time member Ed Franconia to a long illness. A donation was sent in Ed's name to St. Jude's Children's Hospital.

The Member Welfare Fund remains at \$100 with an anonymous donation.

Please keep us informed of any member having issues.



**FIRST PLACE**

Left: Ed Brennan's HO "Freight Forwarder Shed."

Ed constructed this model using cardstock and downloaded printed paper materials representing siding, stonework and roofing.

He also made the gutters and downspouts from paper. Added Details include a Tichy crane, multiple varied and positioned containers (mostly cast hydrocal, and a wooden barrel), a white metal cart from his "parts" box, numerous figures, and a light fixture that provides nighttime lighting.

**SECOND PLACE**

Right: Steve Lasher's HO "1st National Bank - The Brignac Building."

Kit bashed, Steve improved the appearance of the stonework by underlining the horizontal lines with a 0.5mm black pen. The lettering was added one letter at a time from Microscale alphabets. The interiors on the first floor are cut-outs from scenes available online.

Roof details (not seen in this view) were added, mainly a potpourri of items, the top of the elevator hoist mechanism and a water tank.

The building was weathered using chalks/powders and some help from Tamiya's black lining wash and copious amounts of Dullcote.



(continued on page 4)




**THIRD PLACE**

Left: Rudy Licandro's HO "K & I Model Railroad Club Union Station".

Rudy did a major rebuild of the old Union Station on the layout. The model is a combination of the City Station Facade and the City Station Concourse from Custom Model Railroads. The kit was modified by adding the clock that keeps time atop the station façade. Lighting was added to concourse, and platforms.

**HONORABLE MENTION (NINE MODELS)**



Left: Bob Frankrone's HO "Roundhouse and Turntable."

Right: John Gillespie's HO "Diner."



(continued on page 5)

**MARCH CHARLIE KELLING MODEL CONTEST-HONORABLE MENTION** (continued from page 4)



Left: Randy Griggs' S Scale "Concrete Cylindrical Grain Silo."  
Below: John Helton's HO "Sammy's."



Left: Russ Weis's HO "Batavia Freight House."  
Below: Duke Green's HO "CNR Fort Rouge 300 Ton Coal Dock."  
Below left: Craig Hatter's HO "Penn Central Yard Office."



(continued on page 6)

**MARCH CHARLIE KELLING MODEL CONTEST-HONORABLE MENTION** *(continued from page 5)*



Left: Al Goodman’s HO “Structure with Fire & Smoke.”

Below: Scott Griggs’ S Scale “Scratch-Built S-Scale Deck Truss Bridge.”



**FIRST PLACE FEBRUARY CONTEST**


Left: Mike Berry presented Rudy Licandro with his first place award from the February Contest. The presentation was made at the K & I Model Railroad Club.  
*Photo by David Burris*

**SHOW & TELL TABLE AT THE MARCH MEETING**

Right: Fred Soward MMR®, Bob Frankrone, and Rick Maloney MMR® brought models to display on the Show & Tell Table.



**IN MEMORIAM ED FRANCONIA 1946-2026**



Louis Edmund “Ed” Franconia, 79, passed away peacefully on February 22, 2026, from pulmonary-related complications. Born on September 29, 1946, in Louisville, Kentucky, From his obituary: *Ed found joy in simple pleasures and lifelong hobbies. He loved music, nature, and the peaceful ritual of enjoying a good fish sandwich. He was passionate about model trains and took great pride in maintaining his saltwater aquariums—pastimes that reflected his patience, craftsmanship, and appreciation for detail.*

Ed was a member of Division 8 MCR NMRA and the K & I Model Railroad Club.

Ed is survived by his daughter, Melissa Renee Franconia; his brother, Dave Franconia; daughter-in-law Debbie Schall; grandchildren by marriage Drew Schall and Danielle Richmond; and great-grandchildren Evie Schall and Rosie Richmond. He was preceded in death by his beloved wife, Barbara Ann Franconia; his stepson Daniel Charles Shall; and

his grandson by marriage Austin Charles Shall.

**MARCH MEETING REPORT**

*By Rick Maloney MMR® Division 8 Clerk*

The Division 8 Membership Meeting was held at the Jeffersontown branch of the Louisville Free Public Library on March 14, 2026. This was a hybrid meeting with 31 members, including 1 spouse present, and 11 members on Zoom plus. This was our largest attendance since April 23, 2022, when 44 members were present. Superintendent Ron Ellison called the meeting to order at 2:00 PM. He then welcomed three new members, Mike Blecher, Joseph Schwerer, and Dan Hardin. Dan Hardin was present at the meeting. He also acknowledged Rick Geerts, who was present. Ron explained that our meetings were an opportunity to socialize, to welcome new members, and to make new friends. Mike Berry reported that Ed Franconia had passed away. Thankfully, he had no other news to report on the Welfare of the members. He asked us to report any issues about members, so we can send a card.

Standing in for Charlie Keeling Model Contest chairman Barry Christensen, Fred Soward MMR® gave the results of the monthly model contest. The Contest Report and photos are elsewhere in this issue. Next month’s contest is Passenger Cars.

Fred Soward told us that we will be getting an Email explaining proposed changes to our Bylaws that will need to be approved by the membership at the April meeting.

Fred continued with his Back to Basics Segment, “Narrow Your Focus to Stretch Your Modeling Dollars-Part 2 – Authenticity.” He explained the difference between Prototype, Proto-Freelance, or Freelance as a focus on building a layout.

Russ Weis welcomed Craig Hatter, who gave a presentation “Trees for the Forest”. His presentation was more about including details than landscaping, featuring many photos to illustrate his point. Next Month’s presenter is Russ Weis. Russ will present “Buffalo Engine Facility and Operations.”

Ron reminded the attendees that our Train Show & Sale will be next week, March 21, 2026.

The meeting ended at 3:27.

**MEMBERSHIP REPORT**

*By Stan White Membership Relations Chairman*

As of the last report received from the Mid Central Region, we have 158 active members. We had four renewals: Tyler Dean, Derik Longhorn, Ron Steilberg, Stan White. Thirty days past due member: None. There were four sixty days past due members: Jay Stottman, Joseph Purvis, Charles Trusty, and Mark Clark. Three new members: Mike Biecher, Dan Hardin, and Joseph Schwerer.

**FROM THE ASSISTANT SUPERINTENDENT**

*By Fred Soward MMR®, Division 8 Assistant Superintendent*

A few Division 8 members traveled to Charleston, WV, for the last run on Bob Weinheimer’s Pennsylvania Southern. We joined up with about 20 others for the operating session and then stayed to help with removing rolling stock and locomotives from the layout. There’s much more to that trip and our adventures on the Pennsylvania Southern in a separate article in this edition of The Pie Card.



Bob Dawson and I made three visits to Rick Maloney’s layout, steadily moving forward on setting up operating sessions. We’re planning on mid-April for a reduced crew run-through. If all goes well on that one, we’ll be looking at expanding the crew roster in late April/early May.

**Left: Bob Dawson (l.) takes notes as Rick Maloney (r.) explains what happens at Central City on his layout. Photo by Fred Soward**

Bob Kuchler continues to work on detailing the scenery on his layout. I’m hoping he’s getting close to the point where he’ll be ready to start working toward operating sessions as well.

Chris Broughton has been focused on freight car weathering projects. Y’all really need to take a look at his Facebook page to see the awesome work he’s been knocking out recently. Maybe someone can talk Chris into doing a weathering techniques presentation at a Division 8 meeting?

Most of my month was focused on NMRA Vision 2035 project work at the national level, with a bunch of Region and Division 8 stufh sprinkled in. So, once again, not much work on our layout.

**OPEN LOAD TURBINE GEAR & BLOCKING**

*By Fred Soward, MMR® Photos by Fred Soward unless noted otherwise*

If you attended the March 2026 Division 8 meeting, you had the opportunity to pick up a 3D printed model of a turbine gear with blocking. The intent of the designer is it would be loaded on a flatcar, however, it could easily fit inside a gondola – modeler’s choice!

I had several 3D printed “kits” available in HO and N scale. I also had a limited number of larger versions suitable for S or O scale. I plan to have several HO and N scale versions available at the April meeting. In accordance with the licensing on the 3D print files, they may not be offered commercially, so there is no charge for any of the “kits.”

It’s an easy build. Don’t try to use white glue, wood glue, super glue, or plastic cement. Instead, use some type of “tacky glue.” My favorite is “Crafter’s Pick,” although Alene’s original Tacky Glue will also work. Both are available at Michael’s and Hobby Lobby. One of the reasons I like Crafter’s Pick is it dries clear, so if there’s any over glueing, it won’t be grossly obvious. You can also easily clear off any over glued areas with a toothpick or tip of a hobby knife. I let the glue for each piece dry at least 15 minutes before I move to the next section. As you’d do with most glues, let the full assembly dry overnight before you move it around very much.

The kit includes:

- ✓ Two turbine gear halves (left & right)
- ✓ Two blocking assemblies (left & right)
- ✓ Four angled blocks (two per side)

I’ve created a PDF with assembly and finishing guidance. You can download it from the Division 8 website at this link: [https://div8-mcr-nmra.org/wp-content/uploads/2026/03/202604\\_GearOpenLoad\\_Instructions.pdf](https://div8-mcr-nmra.org/wp-content/uploads/2026/03/202604_GearOpenLoad_Instructions.pdf)

This kit is similar to one offered by Stewart Products many years ago. Bob Frankrone shared an email in the Division 8 groups.io email group that included a photo of a Stewart Products kit he assembled. He also shared a photo of what was *(continued on page 9)*

**OPEN LOAD TURBINE GEAR & BLOCKING** (continued from page 8)

likely the prototype turbine gear. If you're interested in the original cast metal kit, I found several on eBay at prices ranging from \$4.29 to \$18.00 (plus shipping and tax for both). Or send an email to the Division 8 groups.io email group asking me for one and I'll have it for you at the next Division 8 meeting at no cost to you.



Left: Assembled Turbine Gear & Blocking kit mounted on a flat car.



Right: Kit parts.




Left: "Tacky Glue." Don't try to use white glue, wood glue, super glue, or plastic cement. Instead, use some type of "tacky glue." Fred's favorite is "Crafter's Pick," although Alene's original Tacky Glue will also work.



Above: Stewart Turbine Gear & Blocking Flat Car Load as assembled and mounted by Bob Frankrone.



Far left: Prototype gear.



Near Left. Stewart Flat Car Load package.

Photos provided by Bob Frankrone.

**PENNSYLVANIA SOUTHERN TAKE DOWN**

*By Fred Soward, MMR® Photos by the author*

Division 8's relationship with Bob Weinheimer MMR® and his HO scale Pennsylvania Southern layout goes back many years. In the early 1980's, Bob was a Division 8 member living in Louisville, KY. With inspiration from Division 8 member Rick Tipton's Pennsylvania Railroad layout, Bob began construction on his layout in 1980. The Pennsylvania Southern was not built as a modular layout, but when Bob was transferred to Philadelphia as part of a job relocation, the layout made the move with him. Several years later, when he was transferred to Charleston, WV, the layout moved again. During each of the moves, the layout expanded into the available space in the new location.

Division 8 members started making the trek to Charleston, WV, for operating sessions on the Pennsylvania Southern in the mid-2000's. Sometimes, up to a dozen guys "camped out" in Bob's living room and guest bedrooms. By the time I made my first visit in 2014, Bob Dawson was organizing the trips, bringing four or fewer guys each time. I took over organizing the visits a couple years later. Over the past 13 years of visits (2014-2026), I was fortunate to have made the trip 26 times. Except for 2020 because of Covid, we were there one to five times per year and brought 24 people with us to run trains over the course of those 13 years. It was usually a three-day adventure, arriving early afternoon on day one and departing early morning on day three. We often ran trains for about 15 hours, but there were a few times when we put in as many as 24 hours moving freight. Unfortunately, because of Bob's health, the visits to the Pennsylvania Southern have come to an end.

In early March 2026, Ron Ellison and I made the trip for the last run on Bob Weinheimer's Pennsylvania Southern model railroad. Because of prior commitments, Darcy Elliott and Ms Barbara joined us later that day. Bubble wrap and banker's boxes filled the second day as we helped remove all the rolling stock and locomotives from the layout.

More than twenty model railroaders, mostly from Bob's monthly operating session crew, attended the last operating session on the Pennsylvania Southern. After four hours, we handed a throttle to Bob's son, Gary, for the last revenue freight train to run across the layout, originating in North Yard and closing out in Washington Yard. The Executive Train Special was the very last train to ever run on the Pennsylvania Southern. Making its way across the entire layout from State Line Yard to North Yard, it was pulled by the sole Pennsylvania Southern DD40X.



The layout is soon to be dismantled and relocated to its fourth home about 30 minutes west, in Hurricane, WV, where it will be operated as a Western Maryland Railroad. Some of the 1,700 pieces of rolling stock went with Bob's crew members and some came to L'ville for a future project Darcy Elliott is arranging for us. The rest of the rolling stock, along with nearly 100 cabooses and 200 locomotives, will soon be put on sale at the hobby shop in nearby Teay's Valley, WV.

Left: A long shot across Washington Yard with most of the assembled crew on the last day of operations on the Pennsylvania Southern.

It's always a sad and emotional day when a model railroad is taken down, no matter the reason for dismantling it. Not just for the layout owner, but also for all the model railroaders who spent time with the railroad, helping to build and maintain the layout, or to run trains, or to just be there for the fellowship. At the end of every visit, as we said goodbye to Bob and the Pennsylvania Southern, we thanked him for allowing us to run trains on the railroad. Bob always replied, "Thank YOU for bringing the railroad to life." So, thanks again Bob, for all the great times with the Pennsylvania Southern and for all the awesome times we shared making it come to life. We'll miss running trains on the railroad, and we will miss our frequent in-person visits with you.

*(continued to page 11)*

**PENNSYLVANIA SOUTHERN TAKE DOWN** *(continued from page 10)*



Left: Gary Weinheimer, Bob's son, bringing the last Pennsylvania Southern revenue freight into Washington Yard under the watchful eyes of yardmaster Bill Grosse.


Right: Gary Weinheimer, Bob's son, in 1988 at about age 6, checking out the progress on the "new" Pittsburgh yard on the Pennsylvania Southern.

*Photo by Bob Weinheimer MMR®*



Left: The Pennsylvania Southern Executive Train Special rounding the curve into Bridgeville, operating as the last train to run on the railroad. Division 9 member Mark Maynard and Bob competed for the undecorated DD40X locomotive in a Division 9 raffle during one of their meetings. Mark was the engineer on this last run on the layout and the locomotive is now with Mark.

*(continued to page 12)*



Left: Division 9 members Jerry Doyle and Russ Miller keeping the dispatcher's office running 'til the very last train cleared the layout.

Below: Barbara Soward contemplating how much more rolling stock she can put in the banker's box in front of her.



Above: Division 8 members Ron Ellison (left) and Darcy Elliott (right) working to clear out storage drawers as rolling stock & locomotives were moved off the layout. *(continued to page 13)*



Left: As the Division 9 Achievement Program Manager, Bob presented Tony Puccini with a merit award for scenery during the operating session.

Right: This is NOT all the cabooses that ran on the Pennsylvania Southern, but it's a good representation of most of the home road equipment. Notice there are three basic body styles (bay window, wide vision, and standard cupola) with nine different, but similar paint schemes.



Left: Some of the rolling stock from the Pennsylvania Southern layout. Every banker's box is full of HO scale rolling stock in bubble wrap. There are two full layers of on every bread carrier.

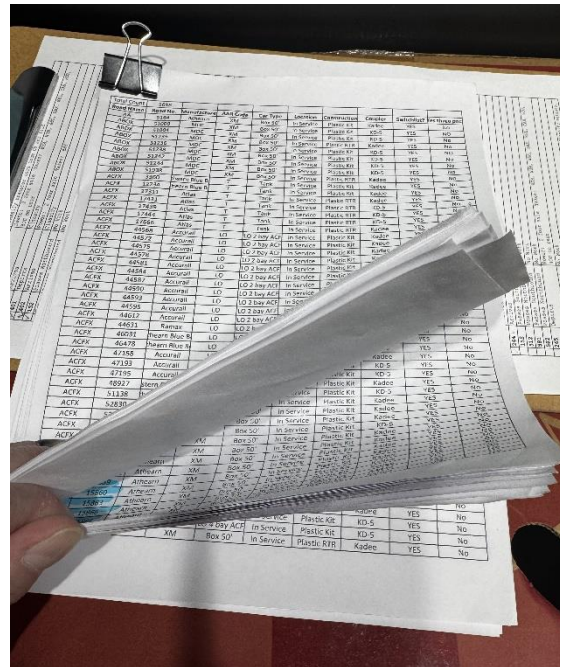
*(continued to page 14)*

PENNSYLVANIA SOUTHERN TAKE DOWN (continued from page 13)



Left: This is a photo of most of the Pennsylvania Southern locomotive fleet that remained after the final operating session. There are at least four different, but similar paint schemes. In addition to these locomotives, there were several pooled locomotives from various railroads that ran across the layout including Chessie System, Conrail, L&N, Norfolk & Western, Penn Central, P&LE, Seaboard Coast Line, Southern, and Western Maryland. There was also a Wisconsin Electric coal train with Detroit Edison locomotives that was on permanent loan to the railroad.

Right: Pages and pages and pages of rolling stock inventory from the Pennsylvania Southern layout. There were a few scratchbuilt and kitbashed pieces, but most of the equipment was from a wide variety of manufacturers including Accurail, Athearn (blue box through Genesis), Atlas, Bachmann, Class One Model Works, Front Range, LifeLike, Model Die Casting/Roundhouse, Rapido, ScaleTrains, Tangent, and Walthers.



Left: About half the final crew assembled in the Pittsburgh Yard to chat with Bob (seated) about all the adventures they'd had while running trains on the Pennsylvania Southern.

**TRAIN SHOW AND SALE SPRING 2026**

*Photos by Theresa Berry unless noted otherwise*




Left: The doors are open!

*Photo by Barbara Soward*

Below: The admissions crew is ready.

*Photo by Bob Dawson*



Above: Door Prize Table.



Layouts and Clubs.

*(continued on page 16)*



**TRAIN SHOW AND SALE SPRING 2026** (continued from page 15)



Below: Part of the Holy Family Food Service crew with Mike Berry (left).



Fun for all ages!




(continued on page 17)

**TRAIN SHOW AND SALE SPRING 2026** (continued from page 16)



Photo above by Bob Dawson



**save the date!**

**LA GRANGE, KY**

**RAIL FEST**

**may 9 2026**

Get ready for a weekend you won't want to miss! Rail Fest is on the way, and its full steam ahead!

Friday, May 8th: 6:00 – 8:00 PM, Kick things off with live entertainment.

Saturday, May 9th: 9:00 AM – 5:00 PM, enjoy vendors, food, trains, and plenty of family fun -be sure to stroll through the Farmers Market, open all day. Then grab a seat for a concert on Main from 5:00 –7:00 PM!

Bring the family, invite your friends, and come celebrate La Grange with us. It's going to be a fantastic day.

**STAY UP TO DATE  
ON TRAIN SHOWS WITH**

 **THE TRAIN SHOW LIST**

LOOK HERE  [Show Listings](#)

SUBSCRIBE HERE  [Subscribe](#)

IF YOU SUBSCRIBE, You'll receive an updated list every Sunday morning

# Whistle Stop Dayton MID-CENTRAL REGION CONVENTION



June 4 - 7, 2026  
DAYTON, OHIO



**Layout Tours and Op Sessions  
Model Contest, /Celebration, Displays,  
Clinics, Self-Guided Tours, Consignment Sales & Banquet**



**Clinics Morning, Afternoon and Evening**  
-Topics include: Prototype and Models that Followed,  
Growing Up with the V & O plus Dayton & Troy Electric Railroad

**Model Contests/Celebration:**  
Models Judged by AP

**Company Store:** Will be offering Convention Cars

**Self-Guided Local Attractions:**

Rail Tours, Non-rail Activities, including area Museums and Historical sites

**Layout Tours & OP Sessions:** Self Guided Friday, Saturday & Sunday

**Evening Displays:** T-Trak

**Consignment Sales:** Sell your excess items



**Banquet Speake:** Otto M. Vondrak  
Clinic Topic  
The Impact of Allen McClelland's  
Virginia & Ohio  
Banquet Topic:  
90 Years of the RMC History



**For More Information and Reservations**

Scan  
QR  
Code



**Host Hotel - Marriott University of Dayton**



# KENTUCKY RAILWAY MUSEUM

**ANNUAL TRAIN SHOW AND SALE**  
**SATURDAY, APRIL 11, 2026**  
**9AM-2PM**

**ST. CATHERINE ACADEMY GYM**  
**413 FIRST STREET**  
**NEW HAVEN, KY**

## **ADMISSION:**

**\$7.00 PER PERSON,**  
**CHILDREN UNDER 12 ARE FREE,**  
**WITH A PAYING ADULT.**

**RETAIL SALES**  
**TRAIN**  
**MEMORABILIA**  
**MODEL TRAINS**  
**IN ALL SCALES**

**FOR MORE INFORMATION,**  
**OR TO RESERVE A TABLE,**  
**PLEASE CALL (800) 272-0152**  
**OR HOP ABOARD [WWW.KYRAIL.ORG](http://WWW.KYRAIL.ORG)**

## 2026 NATIONAL CONVENTION

Roy Masterson, Chairman, 2026 Convention



Have you registered for the 2026 NMRA National Convention being held in Chattanooga, Tennessee from **July 27 to August 2**. At the end of February over 800 NMRA members had registered. And we are still 5 months away from the start of the convention! Rooms are still available at the Chattanooga Marriott Downtown Hotel connected to the Chattanooga Convention Center.

The [Convention Registration website](#) now has all the current extra-fare items available with more to come.

These extra-fare items will be popular attractions, and many could sell out. Head over to the convention website to lock in the ones you want:

- Layout Tours
- Prototype Tours
- Chickamauga and Chattanooga National Military Park Bus tour for 50 attendees.
- Modeling with the Masters®
- TVRM Missionary Ridge Local with Backshop Tour on Wednesday pulled by the 4501 for 150 attendees
- TVRM Dinner Trains on Tuesday and Wednesday for 102 attendees
- TVRM Homefront Tea Room Experience with 2 seatings for 50 attendees each
- TVRM Night Photo Shoot Wednesday night for 100 attendees
- TVRM Hiwassee Loop Excursion Train on Friday for 193 attendees
- TVRM Summerville Steam Special on Thursday (chartered by ScaleTrains) and pulled by the 4501 with room for 300 attendees.

Instead of having a banquet at this year's convention the following extra-fare social events are available for convention attendees at the Chattanooga Marriott Downtown tailgate Party & Welcome Reception – Monday 7:00 PM

- Tailgate Party & Welcome Reception – Monday 7:00 PM
- Rooftop Garden Ice Cream Social – Wednesday 7:00 PM
- Pizza Party – Friday 7:00 PM

Convention registration is open at [nmra2026.org](http://nmra2026.org). After you register for the convention, you will receive an email with the code to register at the Marriott at the special convention rate



**ROUNDHOUSE ELECTRIC TRAINS**  
Brownsboro Road Shopping Center  
4870 Brownsboro Center  
Louisville, KY 40207  
(502) 895-2466

**SUPPORT YOUR LOCAL HOBBY SHOP**  
CLICK FOR HOURS & MORE INFORMATION  
[Roundhouse Electric Trains](#)



**UPSCALE HOBBIES**

123 S Indiana Ave  
Sellersburg, IN 47172  
(502) 882-0664

TUESDAY THRU FRIDAY 10 to 6  
SATURDAY 10 to 5  
SUPPORT YOUR LOCAL HOBBY SHOP  
CLICK FOR MORE INFORMATION  
[UpScale Hobbies](#)



**SCALE REPRODUCTIONS**

Hikes Point – McMahan Plaza  
3073 Breckenridge Lane  
Louisville, KY 40220  
(502) 459-5849

SUPPORT YOUR LOCAL HOBBY SHOP  
CLICK FOR HOURS & MORE INFORMATION  
[Scale Reproductions](#)

**Bluegrass Scenic  
Railroad & Museum**  
90 Minute Train Rides through  
Thoroughbred Horse Country!

[www.BluegrassRailroad.com](http://www.BluegrassRailroad.com)

**R & J DETAILS**

**HO Scale**

**Model Railroad Detail Parts**

**Rick Geerts - Owner**

**Shop the Online Store**

[R & J Details](#)



**VISIT  
DONATE  
VOLUNTEER  
BECOME A  
MEMBER**

[KENTUCKY RAILWAY MUSEUM](#)

**THE DEPOT RAILROAD  
MUSEUM**

Part of the John Hay Center  
206 S College Ave

Salem, IN 47167

(812) 883-1884

CLICK FOR HOURS & MORE INFORMATION

[The Depot Railroad Museum](#)

**OFFICERS**

Superintendent:	Ron Ellison
Asst. Supt:	Fred Soward
Clerk:	Rick Maloney
Treasurer:	Mike Berry

**TRUSTEES**

Stan White  
Darcy Elliott  
Russ Weis

**COMMITTEE DIRECTORS**

Achievement Program	Mark Norman
Contests	Barry Christensen
Tool Room Manager	Mike Berry
Member Relations	Stan White
Member Welfare	Mike Berry
Media	Ron Ellison
Meetings & Programs	Russ Weis
Pie Card	Bob Dawson
Train Show and Sale	Ron Ellison
T-Trak	Bruce DeMaeyer
Webmaster	Rob Toler

**MID CENTRAL REGION OFFICERS**

President:	Jerry Doyle
Vice-president:	Frank Trocchia
Secretary:	Bruce DeMaeyer
Treasurer:	Barbara Soward

To contact a Division 8 board member or committee director call or text (502) 653-5371 and tell us your needs. We'll get back to you. To contact Division 8 or any board member or committee director by email use - [division8.mcr.nmra@gmail.com](mailto:division8.mcr.nmra@gmail.com)

**THE PIE CARD**

Division 8-MCR-NMRA  
Box 189  
Eastwood, KY 40018-0189  
502-653-5371

Editor: Bob Dawson  
Asst. Editor: Fred Soward  
Publisher: Ron Ellison

The Pie Card is published twelve times a year by Division 8 of the National Model Railroad Association, Mid Central Region.

Please address all correspondence to Bob Dawson, Editor, 7305 Ticonderoga Dr., Louisville, KY 40214, or email: [dawsobl@aol.com](mailto:dawsobl@aol.com).

Deadline for submission of articles is the 20<sup>th</sup> day of the previous month. The Pie Card goes to press by the first of each month. Photos are preferred to be a JPEG format. Documents should be submitted as a Word or similar format. No PDF's please.

**DIVISION 8 COMPANY STORE IS TEMPORARILY CLOSED**

The Company Store is closed. Not only are we on holiday but if you have not heard, there is a new NMRA logo. The Division 8 logo will also be changing to be co-branded with the NMRA logo. The Company Store is currently working with our vendor to develop the new designs. And there will be some new items along with all the current items with the NEW logo. As soon as new items are available, we will update the Company Store link and let you know.